





This week in Chestnut

We are here to help. If you have any questions or concerns, please talk to your child's keyworker or any of the staff.

<p>Book of the week: Lulu Gets a Cat</p> 	<p>Rhyme of the week: Grand Old Duke of York</p> 	<p>Sign of the week: Come</p> 	<p>Happy Thought of the week:</p> 
---	---	---	--

<p>Maths</p> <p>We will be:</p> <ul style="list-style-type: none"> • Subitising to 5 using nature subitising cards. We will look at each card briefly and say how many natural objects we can see without counting. We will use the language "I can see... I know it is... because I can see it quickly". • Comparing two groups of natural objects such as leaves, stones and pinecones. We will place the groups side by side and talk about what we notice and whether the groups have the same number. We will use language such as "the same," "more," and "less" to describe and compare the groups. 	<p>Phonics Phase 2 – T P</p> <p>We will be:</p> <ul style="list-style-type: none"> • Learning the sounds /t/ and /p/ and practising saying them together. • Exploring objects from the 't' and 'p' bags and identify items that begin with each sound. • Looking at the letter cards 't' and 'p', learning what they look like, and practising saying the sounds when we see them, as well as forming and writing each letter correctly. • Thinking of words beginning with these sounds and practising blending simple words such as tun, tip, tat, pun, pip and pat, using sound buttons to support reading.
---	---

<p>Learning Opportunities</p> <p>We will be:</p> <ul style="list-style-type: none"> • Building understanding of responsibility and caring for a class pet. • Developing fine motor skills through simple sewing using safe tools and materials. • Talking about pictures of pets and sharing experiences. • Developing hand-eye coordination through indoor throwing games and early counting. • Drawing and talking about our pets and giving meaning to drawings and early writing. 	<p>Help at Home</p> <p>Our pets at home</p> <p>We are learning all about pets, which is helping children to develop their communication and language skills, build confidence when talking in groups, and share their own experiences. It is also supporting their understanding of care, kindness and responsibility as they think about how animals are looked after. <i>We would really appreciate it if families could send in pictures of pets at home or pets they know</i>, as these will help us spark conversations, encourage storytelling and build children's vocabulary in a meaningful and engaging way. Please upload to EYLog.</p>
---	---

<p>Dates for your diary:</p> <ul style="list-style-type: none"> – Week Commencing 15th June - We are scientist's week – Wednesday 8th July – Visit from Ian's mobile farm to support our topic I wonder who lives there? (Animal habitats) – Tuesday 14th & Thursday 16th July - Leavers picnics lunches (children only) – Friday 17th July 3.30 to 4.30 - Graduation Ceremony for school leavers – Monday 20th July – Our last day. We close today for the Summer Break!
