




# Help your child to learn at home.

## Reading

Phonics provide the building bricks for reading but there are other skills that will help your child to learn to read.

### Sharing Books

The best way to help your child learn to read is by sharing picture books with them from a young age. Ideally children should be read to everyday - some families find it useful for reading to be part of the bedtime routine.



### Seeing Adults Read

Seeing adults read encourages children to value reading. When a child sees an adult reading a recipe, shopping list, magazine, letter or book it shows that text has a purpose. Talk to your child about what you read and why you read it.

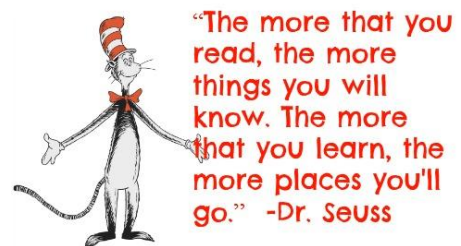


### Special Words

Often the first words that children learn to read are names. Their own name carries special meaning so they usually learn the letters in their name first. You can encourage your child to recognise their name by having place cards at the table, supporting them to self register at Nursery, spotting letters in their name when you're out and about or making their name with magnetic letters. Very soon they will become interested in other names e.g. Mummy, Daddy, Nana, Grandad.

### Book Skills

Help your child to learn how to handle books. Encourage them to start story books at the front and turn the pages one at a time. Talk about the front cover using words such as title and author.



### Questions

Ask questions before, during and after reading a story.

**Predicting** – What do you think this book will be about? What will happen next?

**Connecting** the book to their experiences – Have you ever... Can you remember when...

**Inferring** – Why do you think the character chose to do that? How do you think they feel?

**Summarising** – What happened? How did the story start / end?

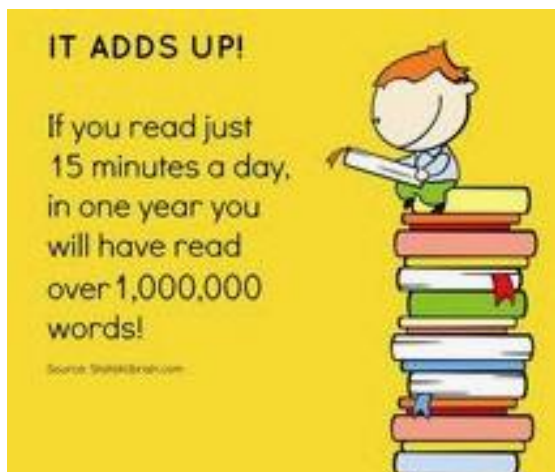


### Retelling Stories

Retelling familiar stories and using wordless picture books will help your child to develop comprehension skills and the language of storytelling. Wordless picture books are available to borrow from school.

## New Vocabulary

Books are a wonderful way to introduce your child to new words. Explain new vocabulary and encourage your child to use the new words when they retell a story or talk about an information book.



## Letters Everywhere!



Children are surrounded by print and often recognise logos and brands from an early age. Talk about letters in the environment - packaging, signs, labels, number plates, menus, magazines etc.

## Rhymes

Songs and rhymes are important for early language development. They help children to hear patterns and sounds in words which supports early reading skills. Rhyme of the week sheets are available from school.

### I'm a Little Wiggle Worm

I'm a little wiggle worm, watch me go!  
I can wiggle fast, or very slow.  
I wiggle all around, then back I go.  
Down into the ground, I'm home!



## Borrowing Books from School

**Library Books** – There are lots of picture books available to borrow in the corridor. Your child can change their book before or after school.

### Reading Books –

**Lilac Level** – These wordless books are suitable for children at all stages of development. Encourage your child to use the pictures to tell the story.

**Pink Level** – If your child recognises letters and is beginning to blend sounds to read words you can borrow pink books to practise reading at home.

**Red Level and Above** – These are for more able readers. Please talk to your child's teacher if you need help to choose the correct level for your child.

**Please only take one library book and one reading book at a time so that there are enough books for everyone.**

## The Early Years Curriculum

Not all children develop at the same rate but by the end of nursery most children will...

### Reading

Understand the five key concepts about print:

- print has meaning
- print can have different purposes
- we read English text from left to right and from top to bottom
- the names of the different parts of a book
- page sequencing

Engage in extended conversations about stories, learning new vocabulary.

If you have any questions about how to help your child learn to read, please speak to your child's teacher.