




This week in Chestnut

We are here to help. If you have any questions or concerns, please talk to your child's keyworker or any of the staff.

<p>Book of the week: Supertato</p> 	<p>Rhyme of the week: One Potato Two Potato</p> 	<p>Sign of the week:</p> <p>Re-cap of all the signs we have learned so far.</p>	<p>Happy Thought of the week:</p> 
---	--	--	--

Maths

We will be:

- Investigating subitising by looking at small groups of objects (e.g. counters, fingers, toys) and seeing and saying the numbers 1, 2 and 3 without counting the objects.
- Beginning to talk about size, length, and capacity by investigating a range of objects (e.g. blocks, ribbons, containers) and comparing, ordering, and use language such as bigger, smaller, longer, shorter, full, and empty.

Phonics Phase 1 Aspect 6 – Voice Sounds

We will be:

- Developing logo recognition (an early stage in learning to read) by looking at familiar logos, talking about where we have seen them, and matching or sorting them into groups such as food, shops, and toys.
- Exploring voice sounds by using mouth movements (e.g. blowing, sucking, stretching, wiggling tongues) and copying and experimenting with sounds such as wheee (going down a slide), boing (bouncing ball), shh (being quiet), and animal sounds.

Learning Opportunities

We will be:

- Exploring fine motor activities the tough tray.
- Visiting and revisiting the family board with new and returning children, talking about familiar people in their lives.
- Exploring weaving activities such as weaving frames, peg boards, and card looms using a range of materials.
- Exploring dance styles such as Flamenco and Bollywood using props and practising simple rhythmic movements.
- Developing cutting skills using a variety of scissors and materials, including cutting along lines and creating simple collages.
- Supporting children's trajectory schema play through activities such as throwing, rolling, and using ramps, tubes, and water play.

Help at Home

Discovering Voice Sounds

Sit with your child and try making different sounds with your voices—high, low, loud, soft, long, and short. Encourage your child to copy you, then play a guessing game where each of you makes a sound like an animal, instrument, or vehicle. Try whispering and shouting the same words to explore pitch and volume. Keep it playful, praise creativity, and enjoy discovering all the different sounds your voices can make! Exploring voice sounds helps children develop **listening skills, speech awareness, creativity, and confidence in using their voices**, which are foundational for language and communication development.

Dates for your diary:

- Wednesday 6th May - School photographs.
- Week commencing 11th May - We are Healthy Week.
- Tuesday 13th & Thursday 15th May – Themed healthy lunch and balance bike sessions from *Ready Steady Peddle for We are Healthy Week*.
- Wednesday 13th May – Visit from *Coram SCARF Education Life Caravan for We are Healthy Week*.
- Wed 20th May - Sing-a-long fundraising event.
- We close for May Half Term on Thursday 21st May and return on Monday 1st June for Summer 2 term.