






Week beginning: 8<sup>th</sup> December 2025

## This week in Maple

<b>Book of the week:</b> Titus Salt, Little Robin Red Vest, Supertato Evil Pea 	<b>Rhyme of the week:</b> Christmas Rhymes 	<b>Happy Thought:</b> 	<b>Sign of the week:</b> Snack 
---	--	---	--

<b>In Maths we will be:</b> <ul style="list-style-type: none"><li>Exploring big and small by sorting different-sized presents, boxes and classroom objects, using size words in play.</li><li>Rearranging groups of objects (e.g., wooden blocks) into lines, circles or clusters to discover that the total stays the same.</li><li>Beginning to recognise 2D shapes by spotting circles, squares, triangles and rectangles in our environment and in our play.</li><li>Choosing shapes for building with wooden blocks, talking about which shapes make good bases, roofs or towers.</li></ul>	<b>In Phonics we will be:</b> <ul style="list-style-type: none"><li>Joining in with familiar stories and songs, pausing to repeat key phrases and talk about characters and actions.</li><li>Exploring body percussion through games where children copy actions such as clapping, tapping, stamping and patting, and create their own sound patterns.</li><li>Using action-word games where adults say a word like clap, tap, jump, stop and children respond with the matching movement, helping them link language to action.</li><li>Singing from the Hirst Wood Christmas Songs sheet, adding body-percussion actions to keep the beat and build rhythm and listening skills.</li></ul>
--	--

<b>Learning opportunities:</b> <p>This week in our enhanced and continuous provision, the children will have opportunities to:</p> <ul style="list-style-type: none"><li>Create Advent Walk signs using paint, rollers, glue and festive cutters, exploring colour, texture and purposeful mark-making.</li><li>Wrap and decorate boxes using wrapping paper, tape and ribbons, developing fine motor skills and vocabulary such as big, small, fold, cut, tape.</li><li>Explore frozen vegetables in a Supertato-inspired rescue activity, using tools and warm water to problem-solve and investigate change.</li><li>Build with wooden blocks, choosing shapes for different parts of their structures and exploring how shapes fit and balance.</li><li>Make Christmas cards from a provocation table with coloured card, sparkly materials and simple word prompts to encourage early writing.</li></ul>	<b>Help at Home:</b> <b>Look for Advent Windows Together</b> <p>Take a short walk around Saltaire to spot some of the Advent windows together.</p> <p>Talk with your child about what they can see — the colours, shapes, lights and pictures. Encourage them to notice which windows are big or small, and describe their favourite one. This will support their language, observation skills and help them feel connected to our community walk at nursery.</p> 
---	---

<b>Dates for your diary:</b>	<b>Titus</b>	<b>Salt</b>	<b>Walk</b>	<b>—</b>	<b>Wednesday</b>	<b>10th</b>	<b>December</b>
We will be holding a Titus Salt Walk at nursery on Wednesday 10th December. Please meet straight after school at 3:30pm, where you can collect your map and torch before we set off.							

We are here to help. If you have any questions or concerns, please talk to your child's keyworker or any of the staff in Maple.