


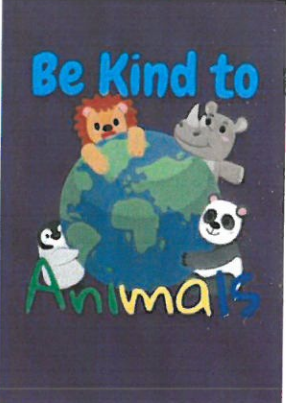


This week in Chestnut

We are here to help. If you have any questions or concerns, please talk to your child's keyworker or any of the staff.

<p>Books of the week: I Want a Pet, Ibrahim's Perfect Eid, Dear Zoo, That's not my... series</p> 	<p>Rhyme of the week: How much is that doggy in the window?</p> 	<p>Sign of the week: Sand</p> 	<p>Happy Thought of the week:</p> 
---	--	---	--

Maths

We will be:

- Exploring numbers to 5 through fun group activities.
- We will begin by sitting in a circle and taking turns to pull a number card from a bag. The children will say the number aloud and help place the cards in the correct order from 1 to 5 as a group.
- Then the children will again take turns pulling a number card, this time counting to that number on their fingers individually, followed by the group counting to the same number using claps.

Phonics Phase 1 Aspect 7 – Oral blending and segmenting

We will be:

- Learning about letter sounds and how to blend them together to make words.
- First, we'll use letter/picture flashcards to practise hearing and saying the initial (first) sound in words.
- Then, we'll play a game using CVC picture cards (e.g. dog, sun, and hat). The children will listen to the sounds in each word, blend the sounds together and find the matching picture.


Learning opportunities

We will be:

- Exploring animal tracks using a sensory tray to develop observation and language skills.
- Observing the transformation of caterpillars to butterflies and creating a timeline to understand changes over time.
- Role playing in a vet clinic which the children will create.
- Caring for the class toy dog by writing or drawing simple instructions.
- Making animal masks and puppets linked to favourite books to encourage creativity and storytelling.
- Creating Eid cards.

Help At Home:

Take a nature walk together and look for signs of animals—tracks, feathers, nests, or insects. Can you spot any animal homes? Birds nests or burrows in the ground? Collect natural materials like leaves, sticks, or stones to create an "animal home" collage or sensory tray at home. Talk about which animals and insects might live nearby and whether they would make good pets and why/ why not.



Dates for your diary:

- **Wednesday 2nd July** – Hirst Wood Heritage Garden Party 1.30 to 3.00