



Help your child to learn at home.

Phonics (linking sounds and letters)

The first stage of learning phonics is:

- Being able to differentiate between different sounds e.g. sounds in the environment, different instruments.
- Hearing words that rhyme e.g. bat, cat, mat.
- Listening for alliteration – when words start with the same sound e.g. Wet Webster waddled in the woods.

Next children begin to recognise letters and link them to sounds. At Hirst Wood the children are taught 'Jolly Phonics' actions to help them to remember the sounds. At this stage children start to hear the initial sound of words e.g. f for fish or d for dog.

When children recognise letters and can hear sounds they begin to read and spell simple CVC words e.g. cat, peg, hen, bun. The jargon explained:

- Blending sounds – putting sounds together to make a word.
- Segmenting sounds – pulling words apart to hear the sounds to spell a word.
- CVC – consonant – vowel – consonant words such as hat, sun, cup.

Phonics is taught with lowercase letters but we do talk about the special capital letter at the beginning of the child's name.

At home


Around the house:

- Listen for sounds in the environment e.g. washing machine spinning, toilet flushing.
- Look for letters in books, magazines and newspapers.
- Write lowercase letters on post-it notes and hide them round the house for your child to find.
- Play with magnetic letters on the fridge.
- Use foam letters in the bath.



Games:

- Play letter matching or letter to sound matching games.



- Play phonics games on a computer or tablet e.g. PhonicsPlay.co.uk



Out and about

Shopping:

- Look for letters on packaging.
- Look for familiar brands and shop signs.
- Use alliteration. I want to buy a crunchy carrot, perfect potato, super strawberry.
- Give your child a letter. How many things can they spot that start with that sound e.g. b – bread, beans, banana...



In the street:

- Listen for sounds in the environment.
- Look for letters on signs and number plates.
- Play I spy.


At the park or in the woods:

- Listen for sounds in the environment.
- Make letters out of natural objects.
- Encourage your child to blend sounds – Can you h-o-p? Do you want to go to the p-ar-k? Can you see a c-a-t?
- How many things can you find that start with...?



Stories and rhymes

Read stories and sing songs that involve rhyme or alliteration.



Rhyming books:

Dr Seuss books e.g. Green Eggs and Ham

Julia Donaldson books e.g. Zog

Duck in the Truck

One Mole Digging a Hole

Brown Bear Brown, Bear. What do you see?

Don't Put Your Finger in the Jelly Nelly

Shark in the Park

Dinosaur Roar!

Hairy Maclary from Donaldson's Dairy

Each, Peach, Pear Plum

Oi Frog

Books with alliteration:

Some Smug Slug

All the Awake Animals are Almost Asleep

Superhero ABC

The Worryworts

Too Many Moose

Many Marvellous Monsters

Pigs in Pajamas

She Sells Seashells

Dig the Dog

Rhymes:

Twinkle Twinkle Little Star

Row, Row, Row Your Boat

Sleeping Bunnies

Grand Old Duke of York

Humpty Dumpty

Two Little Dicky Birds Sitting on a Wall

Patter Cake, Patter Cake

Incy Wincy Spider

Jack and Jill

See Saw Marjory Daw



























Baa, Baa, Black Sheep

The Early Years curriculum

Not all children develop at the same rate but by the end of nursery most children will...

Develop their phonological awareness, so that they can:

- spot and suggest rhymes
- count or clap syllables in a word
- recognise words with the same initial sound, such as money and mother

The Jolly Phonics Alphabet A to Z					
Aa 	Bb 	Cc 	Dd 	Ee 	Ff 
Gg 	Hh 	Ii 	Jj 	Kk 	Ll 
Mm 	Nn 	Oo 	Pp 	QU qu 	Rr 
Ss 	Tt 	Uu 	Vv 	Ww 	Xx 
Yy 	Zz 				

If you have any questions about how to help your child learn phonics, please speak to your child's teacher.