







This week in Chestnut

We are here to help. If you have any questions or concerns, please talk to your child's keyworker or any of the staff.

<p>Books of the week:</p> <p>Tad, The Very Hungry Caterpillar, Tree</p> 	<p>Rhyme of the week:</p> <p>5 Little Speckled Frogs</p> 	<p>Sign of the week:</p> <p>Re-cap of all Makaton signs learned in the Spring Term.</p>	<p>Happy Thought of the week:</p> 
---	--	--	--

<p>Maths</p> <p>We will be:</p> <ul style="list-style-type: none"> exploring numbers through hands-on activities using a five-frame – a simple board with five spaces that helps children see how many objects they have. using animal figures to practise counting to 5 objects reliably. moving animal figures around on a five frame without changing the total, to help us understand conservation of number (that the total number stays the same even when the objects are moved around). re-enforcing the use of vocabulary such as subitise, total, and five-frame to support mathematical thinking. 	<p>Phonics Phase 1 Aspect 5 – Alliteration</p> <p>We will be:</p> <ul style="list-style-type: none"> listening carefully for initial sounds (the first sound) in words. We will play games using picture cards to match sounds to objects – for example, hearing "ssssss" and choosing "sandwich". taking turns being the 'teacher' in the above game to help us to build confidence with sounds and early word skills. clapping simple rhythms together to support listening and turn-taking. <div style="display: flex; justify-content: space-around; align-items: center;">   </div>
<p>Learning opportunities</p> <p>We will be:</p> <ul style="list-style-type: none"> re-visiting routines and classroom expectations such as tidying up after ourselves when we have finished learning in an area. welcoming new starters into Chestnut. observing tadpoles in the classroom and learning about the lifecycles of frogs and butterflies. 	<p>Help At Home:</p> <div style="display: flex; align-items: center;">  <div style="margin-left: 20px;"> <p>Try playing a sound game together – say a sound like "b-b-b" and ask your child to find something around the house that begins with that sound (e.g. "banana" or "book"). This helps reinforce their learning in a fun and playful way! Repeat with as many different sounds as you like.</p> </div> </div>

Dates for your diary:

- **Wednesday 23rd April** - Visit from The Little Feet Project to talk to the children about road safety
- **Monday 5th May** – Bank Holiday – Nursery closed
- **W.C 6th May** – Oral Health Week
- **Wednesday 7th May** – School Photographs