

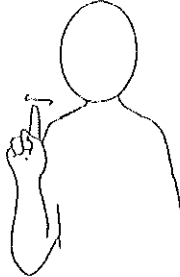
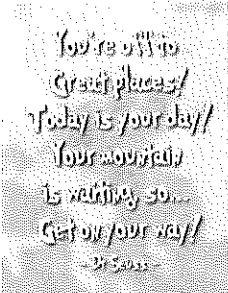


This week in Chestnut

We are here to help. If you have any questions or concerns, please talk to your child's keyworker or any of the staff.

<p>Book of the week: Peter's Pebbles</p> 	<p>Rhyme of the week: The Pirate Song</p> 	<p>Sign of the week: What</p> 	<p>Happy Thought of the week:</p> 
---	--	---	--

<p>Maths</p> <p>We will be:</p> <ul style="list-style-type: none"> • Practising counting to 10 by reciting numbers in order together as a group. We will start from 1 and extend by beginning at different numbers such as 3 or 5 to build confidence and fluency in number order. • Exploring weight by handling everyday objects and using the language "heavier," "lighter," and "about the same." We will compare items in our hands and use balance scales to test our predictions, noticing what happens when the scales tip and talking about our findings. 	<p>Phonics Phase 2 – M D</p> <p>We will be:</p> <ul style="list-style-type: none"> • Learning the sounds /m/ and /d/ and practising saying them together. • Exploring objects from the 'm' and 'd' bags and identify items that begin with each sound. • Looking at the letter cards 'm' and 'd', learning what they look like, and practising saying the sounds when we see them, as well as forming and writing each letter correctly. • Thinking of words beginning with these sounds and practising blending simple words such as man, mum, mug, dad, did and dip using sound buttons to support reading.
---	--

<p>Learning Opportunities</p> <p>We will be:</p> <ul style="list-style-type: none"> • Investigating and sorting pebbles and natural materials. • Using small world play to create animal habitats and develop storytelling and imaginative play. • Exploring simple forces by pushing, dropping, and moving objects in water and play, noticing cause and effect. • Developing fine motor skills by decorating pebbles and shells using tools to make patterns, lines, and marks. • Using digital devices to explore ocean creatures and find simple facts, developing understanding of how we access information. 	<p>Help at Home</p> <p>Pebble and Nature Mark Making at Home</p> <p>We will be exploring pebbles, shells, and natural materials, and using tools to make marks and patterns. We would really appreciate it if families could support this learning at home by collecting small natural objects such as pebbles, leaves, or shells.</p> <p>Encourage your child to look closely at the items and describe what they can see and feel using words like "smooth," "rough," or "bumpy." You could also use paint, pens, or chalk to decorate or make simple patterns on natural materials together.</p>
--	---

<p>Dates for your diary:</p> <ul style="list-style-type: none"> – Wednesday 8th July – Visit from Ian's mobile farm to support our topic I wonder who lives there? (Animal habitats) – Tuesday 14th & Thursday 16th July – Leavers picnics lunches (children only) – Friday 17th July 3.30 to 4.30 - Graduation Ceremony for school leavers – Monday 20th July – Our last day. We close today for the Summer Break!
--