






## This week in Chestnut

We are here to help. If you have any questions or concerns, please talk to your child's keyworker or any of the staff.

<p><b>Books of the week:</b>          Norman the Slug with the Silly Shell, Matisse's Magical Trail &amp; Arghh Spider!</p> 	<p><b>Rhyme of the week:</b>          5 Little Garden Snails</p> 	<p><b>Sign of the week:</b>          Water</p> 	<p><b>Happy Thought of the week:</b></p>  <p><i>"It does not matter how slowly you go as long as you do not stop."</i></p>
---	--	---	---

<p><b>Maths</b>          We will be:</p> <ul style="list-style-type: none"> <li>Ordering bottles with varying amounts of coloured liquids in them by capacity.</li> <li>Ordering objects by height and length.</li> <li>Using cubes to measure the length and height of objects.</li> <li>Using comparison language (e.g. big and bigger, shortest and tallest, empty and full) to describe the difference in length/ height and capacity of objects.</li> </ul>	<p><b>Phonics Phase 1 Aspect 6 – Voice Sounds</b>          We will be:</p> <ul style="list-style-type: none"> <li>Exploring different sounds by using our voices to imitate sounds such as a fire engine, animals, and the sound you make when you go down a slide (wheee). Each child will take turns pulling an object from a secret box, demonstrating its sound, and the others will guess what it is. Afterward, everyone will imitate the sound and say the corresponding word, helping to connect sounds with the objects. This activity will support listening skills and language development in an engaging way!</li> </ul>
<p><b>Learning opportunities</b>          We will be:</p> <ul style="list-style-type: none"> <li>Learning how to draw spirals (snail shell patterns).</li> <li>Exploring a variety of sensory materials in snail trail sensory tray to develop mark making.</li> <li>Exploring potions, which is sparking lots of interest and creativity in Chestnut currently.</li> <li>Developing fine motor skills through cutting (with serrated scissors) and tearing paper.</li> </ul>	<p><b>Help At Home:</b></p>  <p>We're excited to be holding a Singalong Day in nursery on <b>Wednesday 21<sup>st</sup> May</b>          Children will take part in fun musical activities, and we'd love your support through sponsorship to help raise money for our outdoor area and equipment. Keep practising the rhymes at home will help your child get ready for our Great Big Singalong!</p>

### Dates for your diary:

- **Wednesday 21<sup>st</sup> May** – Big Sing Fundraising Event
- **Friday 23<sup>rd</sup> May** – Staff Training Day (Nursery closed)
- **26-30<sup>th</sup> May** – Nursery Closed (Half Term Holiday)
- **Monday 2<sup>nd</sup> June** – Nursery re-opens for Summer 2 Term