





# This week in Chestnut – *We are a Community Week*

We are here to help. If you have any questions or concerns, please talk to your child's keyworker or any of the staff.

<p><b>Book of the week:</b> Titus Salt and how he built Saltaire</p> 	<p><b>Rhyme of the week:</b> The House That Jack Built</p> 	<p><b>Sign of the week:</b> Drink</p> 	<p><b>Happy Thought of the week:</b></p> 
--	--	--	--

## Maths

We will be:

- Exploring the idea that the number of objects stays the same, even when we rearrange them. We'll count small sets of objects, then move them into different shapes and patterns to see if the total changes.
- Sorting real buttons in different ways—by colour, size, number of holes, or shape. Children will explore, group, and compare the buttons, using language like more, fewer, big, small, and same.

## Phonics Phase 1 Aspect 3 – Body Percussion

We will be:

- Exploring the different sounds we can make with our bodies, such as clapping, stamping, tapping, and rubbing
- Playing a copy-me game with simple body percussion patterns like "Clap, clap, tap" to support listening and coordination
- Encouraging children to take turns leading the group with their own chosen body percussion actions.

## Learning Opportunities

We will be:

- Creating our own Stick Man or Stick Family using materials like sticks, lollipop sticks, pipe cleaners, string, and googly eyes for our Living Advent Window.
- Creating colourful snowflakes by layering cellophane and tissue paper inside laminating pouches and cutting out snowflake shapes with support.
- Exploring maps of our local area.
- Make instruments using found and recycled materials.
- Continuing to explore feelings in different contexts (circle time, story discussions) using the emotions faces.

## Help at Home

### Draw Your Community Helpers

Talk with your child about people who help in the community (e.g. firefighters, nurses, teachers, shop workers). Ask your child to draw a picture of one or more community helpers. They can include details like uniforms, tools, or vehicles. Encourage your child to add faces and expressions, talking about how each helper might feel while helping others. Chat about the importance of each person and how they make the community a better place.



## Dates for your diary:

- WC 24/11/2025 - We are a community week
- Wednesday 26<sup>th</sup> November - Living at Number 4 Drama visit all day
- WC 1/12/2025 - Hirst Wood Nursery School Saltaire Living Advent Calendar Window unveiled
- 9<sup>th</sup> & 11<sup>th</sup> December - Christmas Lunch
- 17<sup>th</sup> & 19<sup>th</sup> December - Christmas party's
- Friday 19<sup>th</sup> of December - We break up for Christmas